

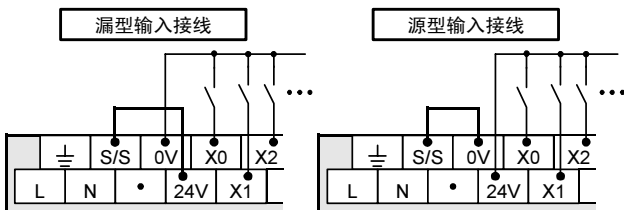
FX3U微型控制器的输入接线注意事项

FX3U微型控制器的输入根据外部接线，漏型输入和源型输入都可使用。

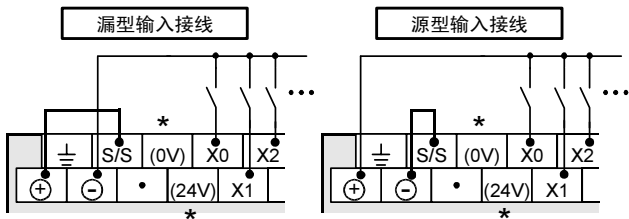
但是，S / S端子的接线一定要连接。

详细事宜请参考同捆的“FX3U系列微型控制器硬件说明手册”。

- AC电源型的输入配线事例



- DC电源型的输入配线事例



*** 请不要与(0V)、(24V)端子接线。**

FX3U Input Wiring Caution

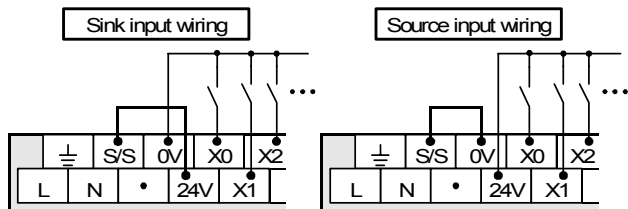
This notice is wholly designed to explain the FX3U sink/source input wiring variation to users of the exclusive sink input type model.

FX3U external input wiring can be either sink method or source method. (Please refer to the following diagram.)

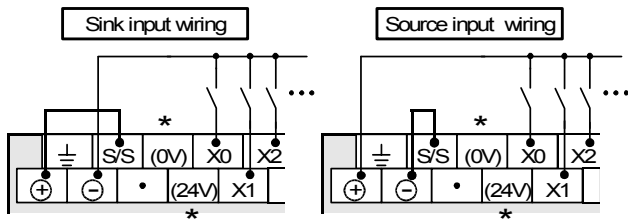
It is absolutely necessary to wire the S/S terminal.

For more details, Please refer to the "FX3U SERIES PROGRAMMABLE CONTROLLERS HARDWARE MANUAL" included with the FX3U.

- Input wiring example for AC power type



- Input wiring example for DC power type



*** Do not connect the (0V) and (24V) terminals with others.**